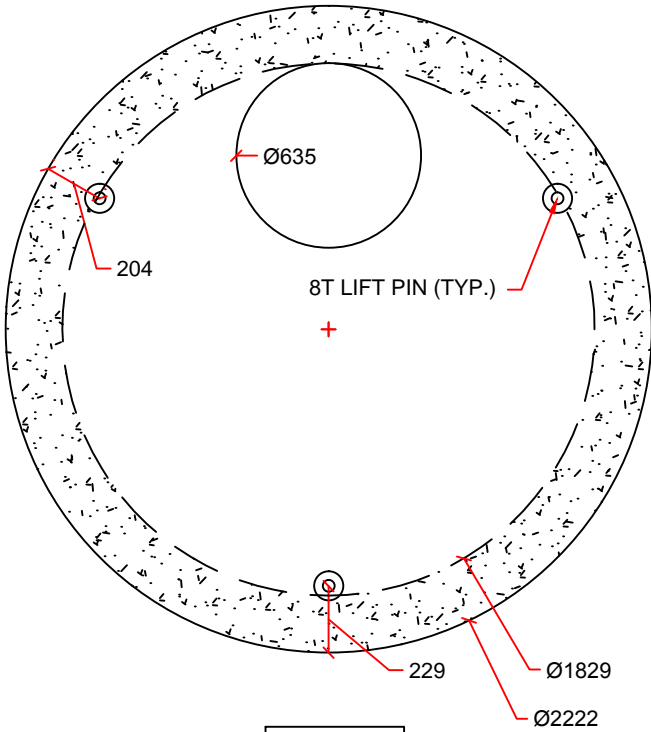
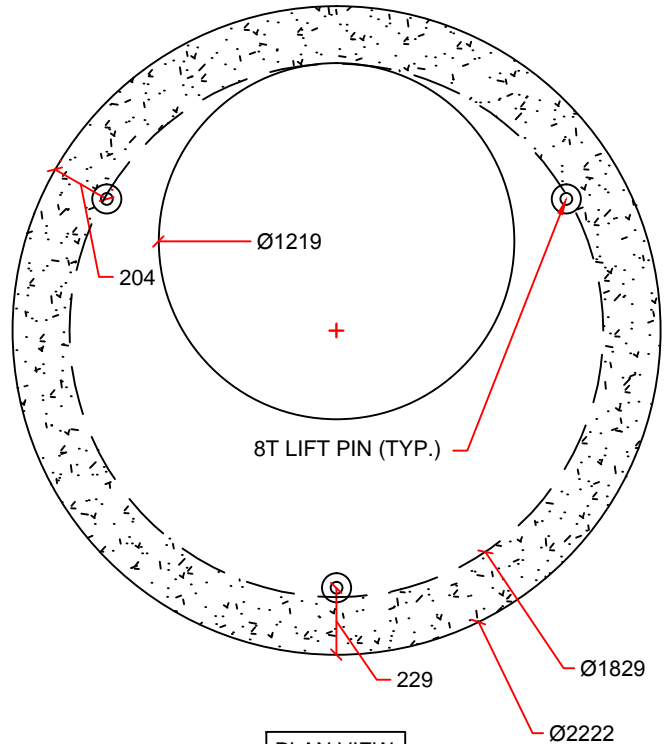


1800mm SLAB TOP W/ 635mm OPENING

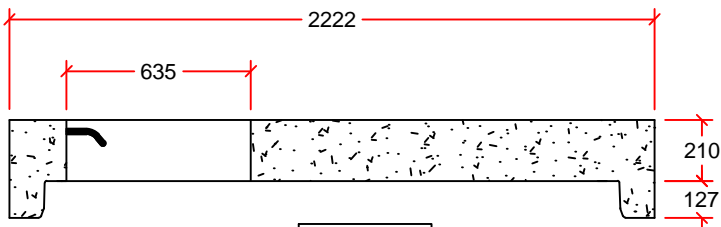
1800mm SLAB TOP W/ SPIGOT



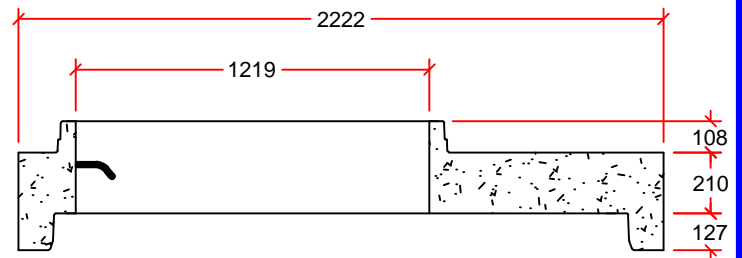
PLAN VIEW



PLAN VIEW



SIDE VIEW



SIDE VIEW

AVAILABLE OPENING SIZES: 1067mm, 1219mm
OR CUSTOM SIZES

DRAWN BY:	SAM HAN
SCALE:	NTS
DATE:	NOVEMBER 18, 2015
DRAWING #:	1800mm SLAB TOP
REVISION #:	REV. 1
CHECKED BY:	TYSON DYCK

1800mm MANHOLE SLAB TOP	
DIMENSIONS IN mm APPROXIMATE MASS: 2059 kg	

INLAND
Pipe

3000 10th AVE. REGINA, SK.
PH: 204 334-4300 FAX: 204 334-7957