

Integral Color for **READY MIX CONCRETE**

- Highly concentrated**.....Requiring less pigment to create vibrant colors.
- Permanent**.....Sun-fast and weather-resistant.
- Packaged in premeasured bags**.....That disintegrate in the concrete mix for easy, clean use.
- Pigments can be added**.....To any concrete mix.

FINISHING

- Step 1.** Place the concrete, and then strike it off using recognized methods.
- Step 2.** Use a vibrating screed or a magnesium float. Always work in one direction.
- Step 3.** Stop the initial floating if there is any bleed water on the surface of the concrete, as this can result in scaling and discoloration. Resume floating once the bleed water has evaporated. Stamping should be performed at this step, if desired. Do not allow the concrete to get too hard, but allow sufficient time for it to set. Rushing steps can alter the final appearance of the concrete.
- Step 4.** A power trowel or magnesium hand float can be used for a smooth finish, but over-working the surface will cause discoloration.
- Step 5.** Various final finishes such as broom, rotary, textured patterns or exposed aggregate can be performed after floating. Consult expert advice on this subject to determine possible finishing methods.

RECOMMENDATIONS

- Use a qualified decorative concrete contractor with experience in integrally-colored concrete.
- Use a mix design suitable for your specific application.
- A test pour is highly recommended to make sure the results will meet your expectations.
- Make sure that every truck contains the same number of metres/yards of concrete.
- Make sure that the concrete is an even thickness throughout.
- Finish all surfaces within the same timeframe after placing.
- Be sure the concrete is finished in the same direction when troweling.
- Make sure that the concrete cures evenly and consistently.
- Make sure all areas dry at the same rate to avoid differences in color.
- NEVER add water to the surface.
- Keep in mind that concrete poured in shaded areas will be a different temperature than concrete poured in unshaded areas. This may result in color variations.
- Allow the concrete to dry fully prior to application of sealer (approximately 30 days).

AVOID

- Don't pour concrete when the weather conditions are unfavorable.
- Don't pour concrete when the temperature is below 50 °F (10 °C).
- NEVER ADD WATER to the ready mix truck on site. NEVER.
- Don't use fly-ash or slag in the mix design. It will affect the color.
- Avoid projects that require several small pours.
- Avoid pouring on different days.
- Don't finish with long-handled Fresno trowels.
- Don't use dirty or wet tools.
- Don't over-finish because this may darken the surface.
- Don't fog the surface with water.
- Don't use wet coverings, plastic sheeting, water-proof paper, or liquid membrane curing compounds.

LIMITATIONS

- The optimal recommended dose of pigment ranges from 2% (1 bag) to 7% (3 bags) based on the weight of the cementitious materials. The color saturation point is 10% (4 bags). Higher doses will not enhance the color and may significantly degrade the durability of the finished product. Doses below 1% (½ bag) will result in uneven color variations and a washed-out appearance. Ready Mix colors can be affected by many factors, including but not limited to: materials used, jobsite conditions, finishing techniques, curing methods and the use of sealer.
- Please be aware of the following to avoid discoloration:**
- Don't fog or cover the surface during the initial curing period (at least 24 hours).
 - Don't use plastic membrane sheets.
 - Avoid casting shadows over the area.
 - Using admixtures will cause variations in the color. If used, they must be used consistently throughout the job to ensure uniform coloring from batch to batch.
 - Never use calcium chloride or any accelerators.
 - Always use clean tools, and use new brooms if a broom finish is required.
 - Allow the concrete to cure for 30 days before inspecting it for color match or appearance. Colored concrete will continue to lighten until it is fully cured.
 - Wait until the surface of the concrete is uniformly dry before applying sealer.

PACKAGING

One bag corresponds to one premeasured unit of color for one cubic yard (US) or one cubic metre of concrete. Interstar pigment is packaged in special disintegrating bags that are added directly to the ready mix truck for a clean, easy job. Decreased handling means increased workplace safety and greater efficiency. (Note: Occasionally, bags may not completely disintegrate due to worn fins, improper mixing, etc. Please instruct your finishing crews to watch for paper when the concrete is in the discharge chute. If paper is found, additional mixing may be required. If desired, the pigment bag may be cut open, and the pigment added directly into the concrete mix.)

QUALITY, INTENSITY AND UNIFORMITY

If you're looking for the highest quality, most vibrant iron oxide pigments that are both easy to use and cost effective, then Interstar has exactly what you need. Interstar's premium-quality pigments are renowned for their purity, uniformity, intensity and durability. To ensure the highest level of quality, Interstar technicians carry out a series of rigorous tests on all finished products. Our pigments adhere to ASTM C979 specifications for integral concrete colorants and are alkaline and weather resistant. Interstar offers a wide variety of colors to match your project needs.

IMPORTANT:


This color chart is approximate and does not depict the exact colors that can be attained. The samples pictured here were developed in a controlled environment using materials that may vary in different locations. Many factors affect the color of the finished product, including but not limited to: finishing techniques, workmanship, materials used, curing/sealing and the weather. This chart must be used only as a guideline for color selection. A test pour is highly recommended to make sure the results meet your expectations.



Hanson
HEIDELBERGCEMENT Group

lehighhanson.com/hansonreadymix

Western Ontario District 1182 Alps Road Cambridge, Ontario N1R 5S5 800-478-5805	Ottawa District 2787 Sheffield Road Ottawa, Ontario K1B 3V8 800-267-0868	Mid-Atlantic District 150 Lee Avenue Winchester, VA 22601 866-806-7700	Mid-West District 1105 9th Street Vienna, WV 26105 866-505-2776
--	---	--	---



Hanson
HEIDELBERGCEMENT Group




READY MIX CONCRETE
**MASTER
COLOR CHART**



Hanson Ready Mix is produced with Granastar® granular pigment from Interstar



Hanson
HEIDELBERGCEMENTGroup

 JN-2400R (1 bag) Champagne	 JN-2400R (2 bags) Champagne	 JN-4010R (1 bag) Gold	 JN-4010R (2 bags) Gold	 JN-4411R (1 bag) Bamboo	 JN-4416R (1 bag) Buff	 JN-4416R (2 bags) Buff	 JO-7960R (1 bag) Goldenrod	 JO-7960R (2 bags) Goldenrod	 BN-2530R (1 bag) Nutmeg	 BN-2530R (2 bags) Nutmeg	 BN-2531R (1 bag) Potter's Clay	 BN-2531R (2 bags) Potter's Clay	 JO-4159R (1 bag) Mystic Shadow
 JO-4131R (1 bag) Sahara	 BN-1703R (1 bag) Copper	 BN-1703R (2 bags) Copper	 JO-4134R (1 bag) Orange Blossom	 JO-4134R (2 bags) Orange Blossom	 JO-6435R (1 bag) Sedona	 JO-6435R (2 bags) Sedona	 RG-2827R (1 bag) Baja Red	 RG-2827R (2 bags) Baja Red	 RG-2832R (1 bag) Salmon	 RG-2832R (2 bags) Salmon	 RG-2835R (1 bag) Egyptian Red	 RG-2835R (2 bags) Egyptian Red	 RG-2846R (2 bags) Raspberry
 BN-1701R (1 bag) Taupe	 BN-2520R (1 bag) Chaps	 BN-2520R (2 bags) Chaps	 BN-1705R (1 bag) Rustic	 BN-1705R (2 bags) Rustic	 BN-1711R (1 bag) Hazelnut	 BN-1711R (2 bags) Hazelnut	 BN-1711R (3 bags) Hazelnut	 BN-1714R (1 bag) Santa Fe Tan	 BN-1714R (2 bags) Santa Fe Tan	 RG-3077R (1 bag) Redwood	 RG-3077R (2 bags) Redwood	 RG-3072R (1 bag) Maroon	 RG-3072R (2 bags) Maroon
 BL-3212R (1 bag) Silver Diamond	 JO-7950R (1 bag) Camel	 JO-7961R (1 bag) Desert Sand	 BN-2739R (1 bag) Stone Castle	 BN-2739R (2 bags) Stone Castle	 BN-2681R (1 bag) Willow	 BN-2680R (1 bag) Balsam Wood	 BN-2680R (2 bags) Balsam Wood	 BN-2680R (3 bags) Balsam Wood	 BN-1616R (1 bag) Plum	 BN-1616R (2 bags) Plum	 BN-2510R (1 bag) Maple	 BN-2510R (2 bags) Maple	 BN-2510R (3 bags) Maple
 NR-5011R (1 bag) Shadow Gray	 NR-5010R (1 bag) Gray Cloud	 NR-5010R (2 bags) Gray Cloud	 NR-5171R (1 bag) Midnight Bay	 NR-5157R (1 bag) Monsoon	 NR-5157R (2 bags) Monsoon	 NR-5105R (1 bag) Smoke	 NR-5105R (2 bags) Smoke	 NR-5105R (3 bags) Smoke	 NR-5177R (1 bag) Steel Blue	 NR-5177R (2 bags) Steel Blue	 NR-5790R (1 bag) Black Onyx	 NR-5790R (2 bags) Black Onyx	 NR-5790R (3 bags) Black Onyx
 BN-2730R (1 bag) Biscuit	 BN-2978R (1 bag) Chocolate Fudge	 BN-2978R (2 bags) Chocolate Fudge	 BN-2550R (1 bag) Khaki	 BN-2550R (2 bags) Khaki	 VT-3450R (1 bag) Olive	 VT-3450R (2 bags) Olive	 VT-2244R (1 bag) Moss	 VT-2244R (2 bags) Moss	 VT-2244R (3 bags) Moss				


Hanson
HEIDELBERGCEMENTGroup